

Uzbekistan

Tuberculosis case notifications, 2006

| | |
|---------------------------------|----------------|
| Total number of cases | 25 310 |
| Notification rate per 100 000 | 93.8 |
| Sex ratio (M:F) | 1.4 |
| Median age-group, all cases | 35-44 years |
| Median age-group, non-nationals | - |
| Foreign citizens | 0 (0.0%) |
| New (never-treated) | 18 574 (73.4%) |
| Culture positive | - |
| Pulmonary | 19 549 (77.2%) |
| of which sputum smear positive | 8 488 (43.4%) |
| HIV positive TB cases | 238 (0.9%) |
| TB deaths per 100 000 (2005) | 10.64 |

Drug Resistance Surveillance, 2006

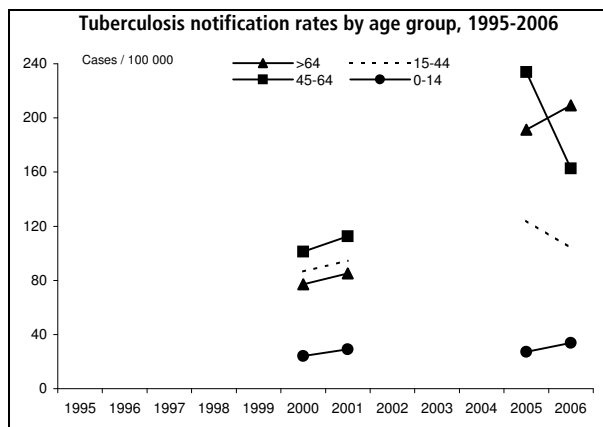
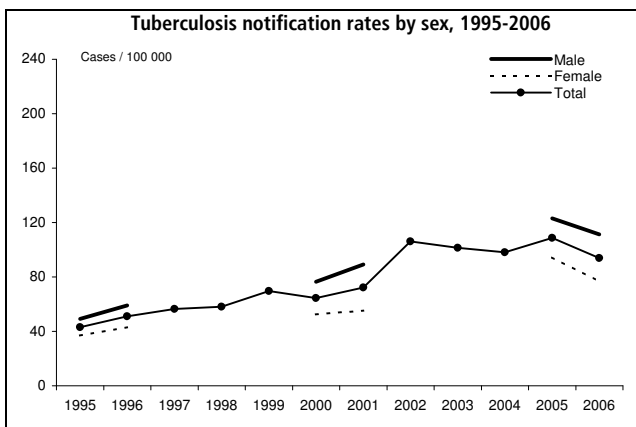
| | |
|-----------------------------------|----------------|
| Geographic coverage | Tashkent * |
| International proficiency testing | Yes (Tashkent) |
| Case-linked data reporting | No |
| Cases with DST results | 295 |
| Cases resistant to isoniazid | 156 (52.9%) |
| Cases resistant to rifampicin | 84 (28.5%) |
| MDR cases | 83 (28.1%) |
| Cases resistant to ethambutol | 51 (17.3%) |
| Cases resistant to streptomycin | 159 (53.9%) |

* Representative sample of sputum smear positive cases detected in city labs participating in microscopy QA

Treatment Outcome Monitoring, 2005

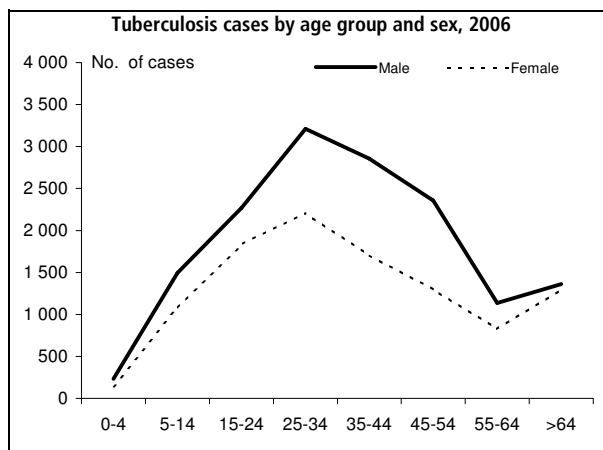
| | |
|----------------------------|------------------------------|
| Geographic coverage | DOTS areas* |
| Outcome cohort | All pulmonary smear positive |
| Case-linked data reporting | No |
| Included in TOM cohort | 7 756 |
| Success | 5 817 (75%) |
| Died | 565 (7%) |
| Failed | 566 (7%) |
| Still on treatment | 0 (0%) |
| Lost to follow up | 808 (10%) |

* Data representativeness unknown



Tuberculosis cases by geographic origin, 1995-2006

Foreign citizens not reported



Combined multidrug resistance, by origin, 2001-2006

Not available

