

Russian Federation

Tuberculosis case notifications, 2006

Total number of cases	152 265
Notification rate per 100 000	106.3
Sex ratio (M:F) *	2.4
Median age-group *	35-44 years
Median age-group, non-nationals *	25-34 years
Foreign citizens *	554 (0.5%)
New (never-treated)	117 646 (77.3%)
Culture positive	60 240 (39.6%)
Pulmonary	139 159 (91.4%)
of which sputum smear positive	43 264 (31.1%)
HIV positive new TB cases *	1 979 (1.7%)
TB deaths per 100 000 (2005)	22.51

* For new cases only

Drug Resistance Surveillance, 2005-2006 †

Geographic coverage	Mary El	Orel	Tomsk
Year	2006	2006	2005
Int. proficiency testing	Yes	Yes	Yes
New cases tested	304	317	515
INH resistance	79 (26%)	64 (20%)	136 (26%)
RMP resistance	38 (13%)	30 (9%)	86 (17%)
MDR	38 (13%)	28 (9%)	77 (15%)
EMB resistance	39 (13%)	14 (4%)	33 (6%)
SM resistance	78 (26%)	76 (24%)	167 (32%)

† New cases only; data representative for the three regions only

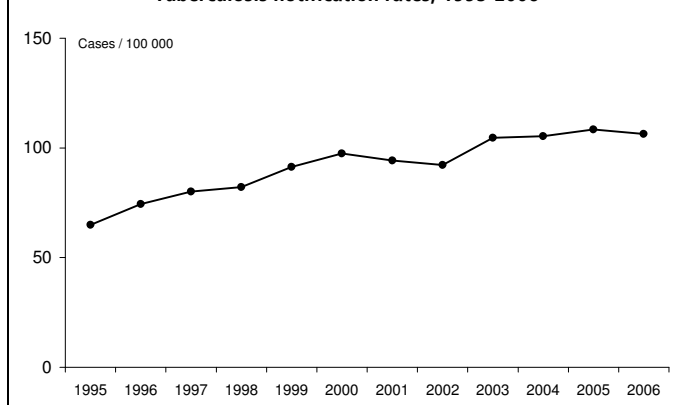
Source: WHO/HTM/TB/2008.394

Treatment Outcome Monitoring, 2005

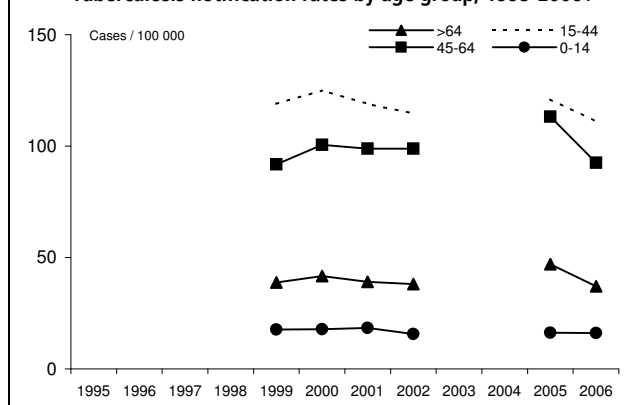
Geographic coverage	DOTS areas †	
Outcome cohort	New & relapse pulm smear positive	
Case-linked data reporting	No	
Included in TOM cohort	29 786	
Success	16 701	(56%)
Died	4 027	(14%)
Failed	4 582	(15%)
Still on treatment	0	(0%)
Lost to follow up	4 476	(15%)

† Data representativeness unknown

Tuberculosis notification rates, 1995-2006

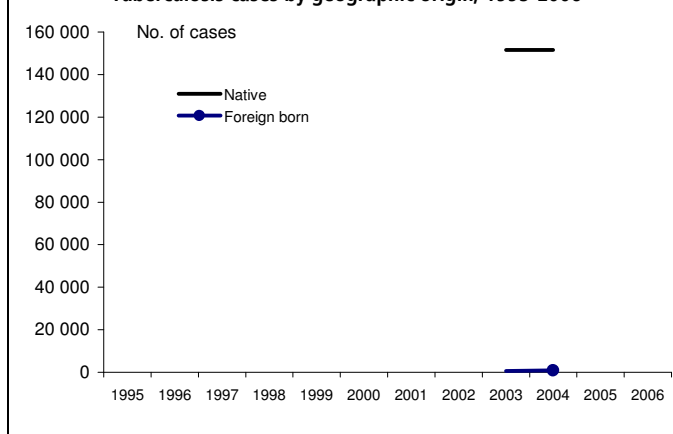


Tuberculosis notification rates by age group, 1995-2006‡

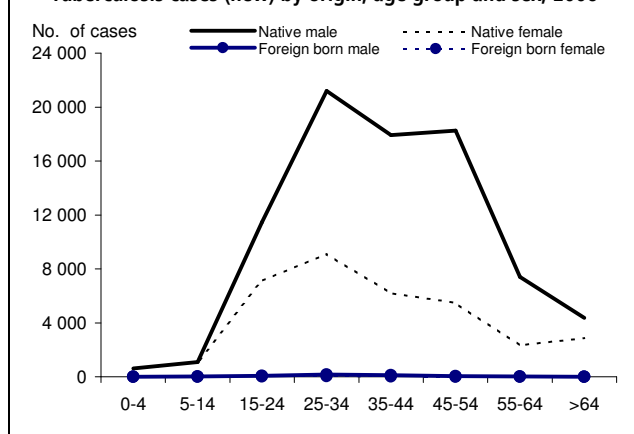


‡ New cases only (including also relapses in 2005)

Tuberculosis cases by geographic origin, 1995-2006



Tuberculosis cases (new) by origin, age group and sex, 2006



Combined multidrug resistance, by origin, 2001-2006

Not available

Outcomes, new pulmonary smear positive cases, 2001-2005 DOTS areas, data representativeness unknown

