

Montenegro*

Tuberculosis case notifications, 2006

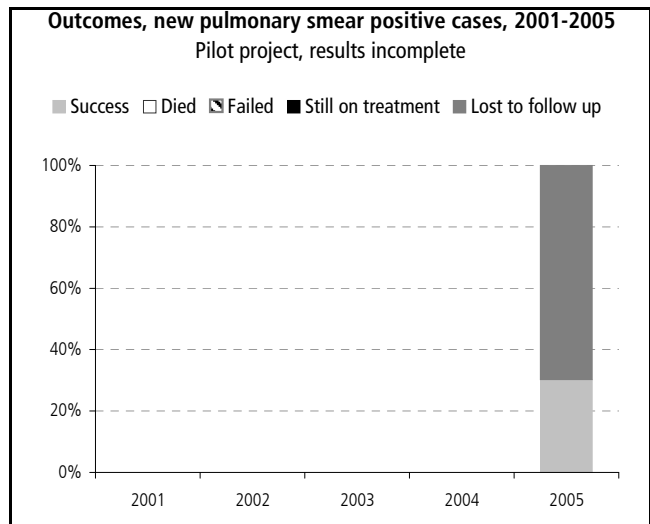
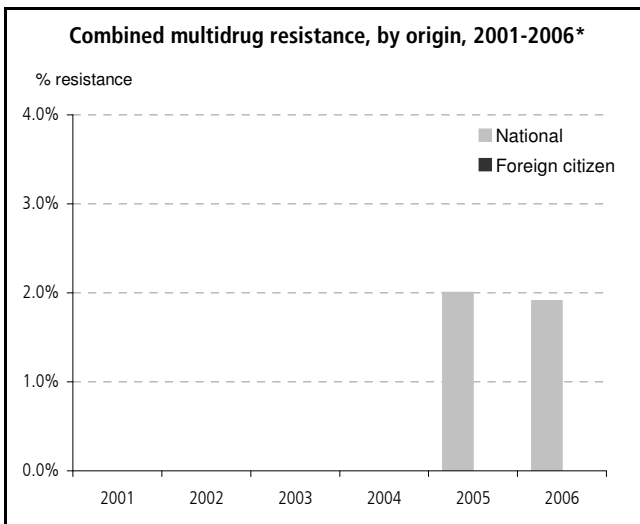
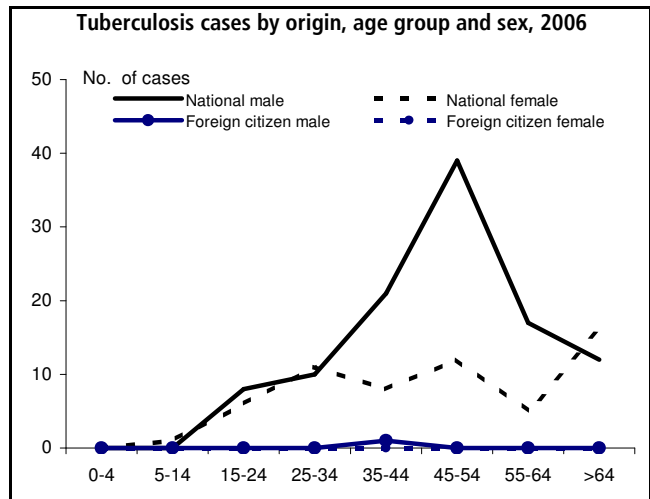
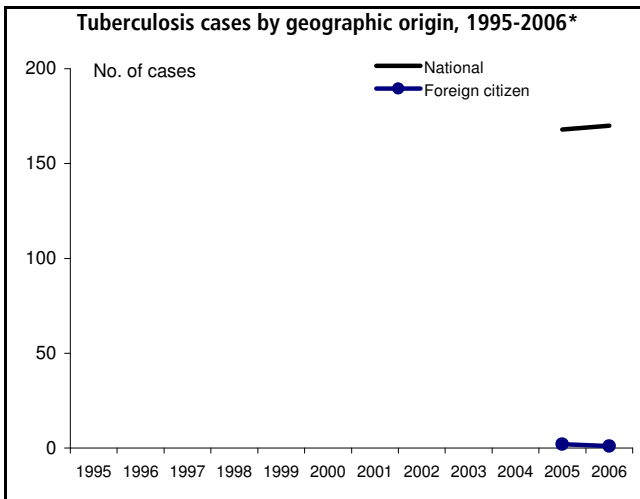
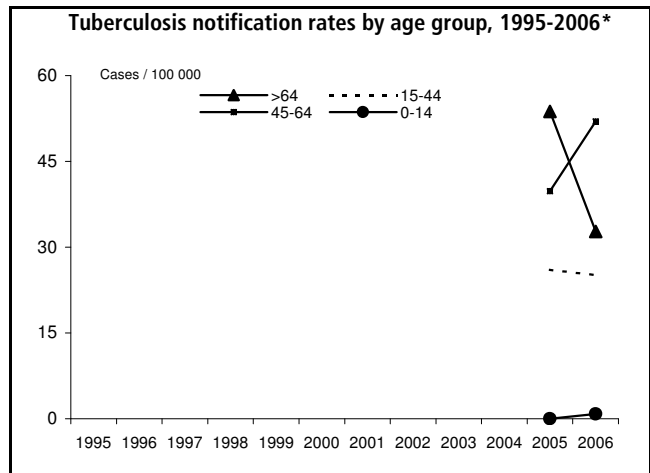
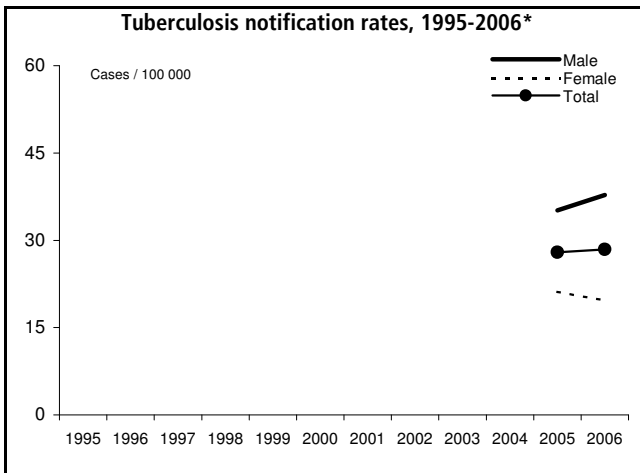
| | |
|---------------------------------|-------------|
| Total number of cases | 171 |
| Notification rate per 100 000 | 28.5 |
| Sex ratio (M:F) | 1.8 |
| Median age-group, nationals | 45-54 years |
| Median age-group, non-nationals | 35-44 years |
| Foreign citizens | 1 (0.6%) |
| New (never-treated) | 151 (88.3%) |
| Culture positive | 119 (69.6%) |
| Pulmonary | 150 (87.7%) |
| of which sputum smear positive | 68 (45.3%) |
| HIV positive TB cases | 1 (0.6%) |
| TB deaths per 100 000 | - |

Drug Resistance Surveillance, 2006

| | |
|-----------------------------------|------------|
| Geographic coverage | National † |
| International proficiency testing | No |
| Case-linked data reporting | No |
| Cases with DST results | 105 |
| Cases resistant to isoniazid | 2 (1.9%) |
| Cases resistant to rifampicin | 3 (2.9%) |
| MDR cases | 2 (1.9%) |
| Cases resistant to ethambutol | 1 (1.0%) |
| Cases resistant to streptomycin | 1 (1.0%) |
| † Data from NRL | |

Treatment Outcome Monitoring, 2005

| | |
|----------------------------|--------------------------|
| Geographic coverage | Pilot project |
| Outcome cohort | Pulmonary smear positive |
| Case-linked data reporting | No |
| Included in TOM cohort | 73 |
| Success | 21 (29%) |
| Died | 2 (3%) |
| Failed | 0 (0%) |
| Still on treatment | 3 (4%) |
| Lost to follow up | 47 (64%) |



* established in 2006 following the split of Serbia & Montenegro; data starting from 2005