

# Georgia

## Tuberculosis case notifications, 2006

Total number of cases	6 311 *
Notification rate per 100 000	142.4
Sex ratio (M:F)	2.6
Median age-group, nationals	35-44 years
Median age-group, non-nationals	-
Foreign citizens	0 (0.0%)
New (never-treated)	4 283 (67.9%)
Culture positive	94 (1.5%)
Pulmonary	4 934 (78.2%)
of which sputum smear positive	2 984 (60.5%)
HIV positive TB cases	17 (0.3%)
TB deaths per 100 000 (2001)	5.61

\* Excluding Abkhazia and Southern Ossetia

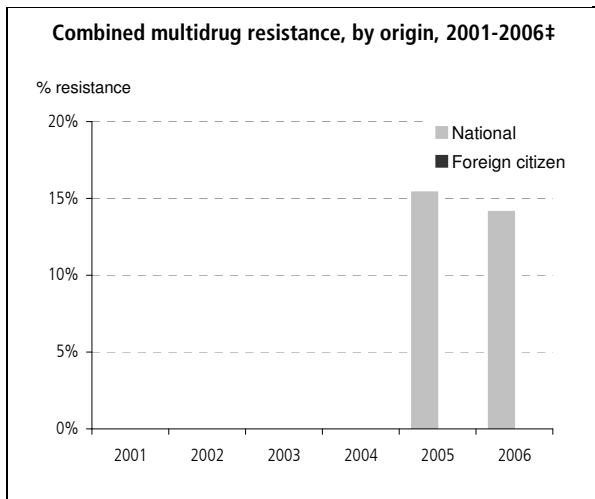
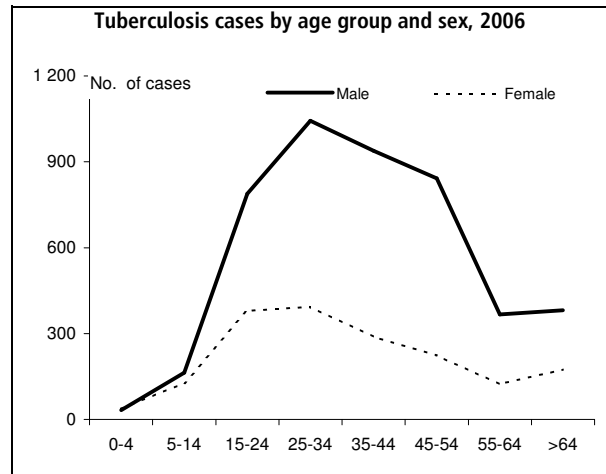
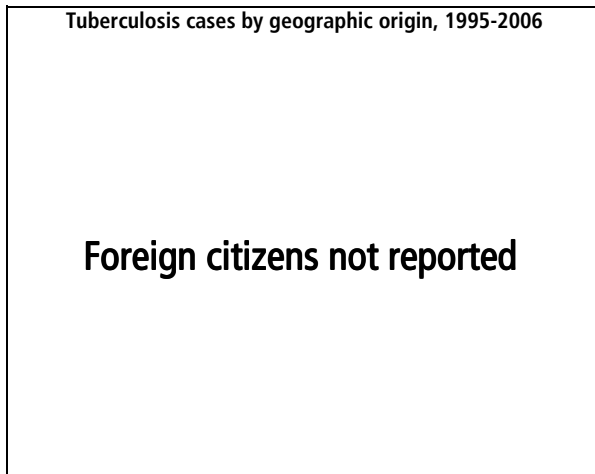
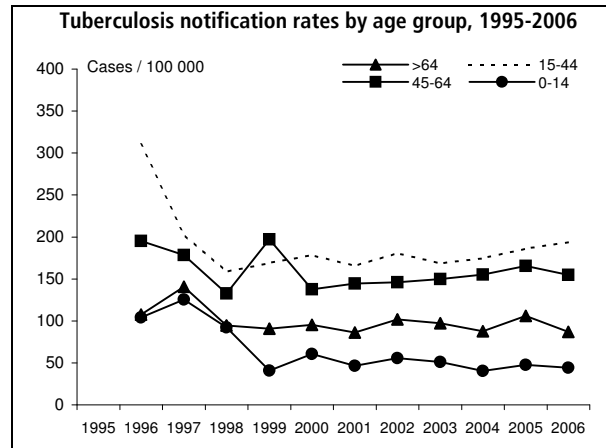
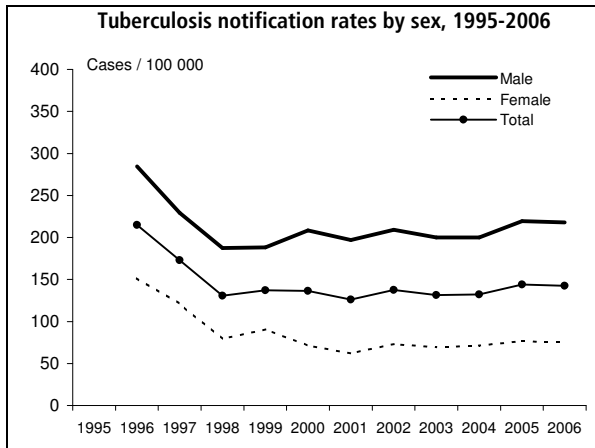
## Drug Resistance Surveillance, 2006

Geographic coverage	National †
International proficiency testing	Yes (2005)
Case-linked data reporting	No †
Cases with DST results	1 422
Cases resistant to isoniazid	474 (33.3%)
Cases resistant to rifampicin	233 (16.4%)
MDR cases	219 (15.4%)
Cases resistant to ethambutol	106 (7.5%)
Cases resistant to streptomycin	691 (48.6%)

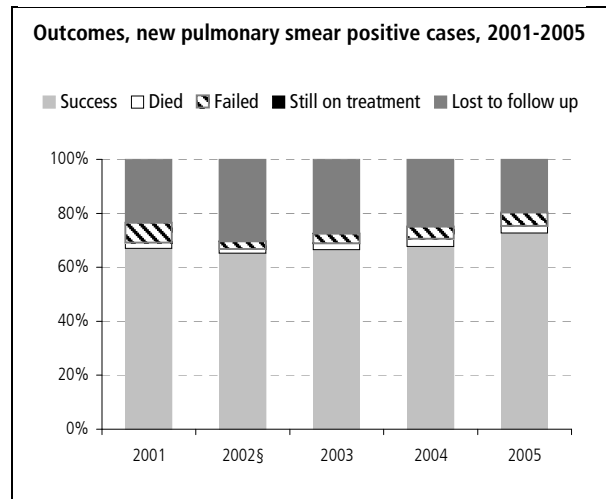
† DST Survey 2005-2006; data reported in aggregated format

## Treatment Outcome Monitoring, 2005

Geographic coverage	National
Outcome cohort	All pulmonary smear positive
Case-linked data reporting	No
Included in TOM cohort	2 589
Success	1 614 (62%)
Died	132 (5%)
Failed	237 (9%)
Still on treatment	0 (0%)
Lost to follow up	606 (23%)



† No data in 2001-2004; nationwide representative survey in 2005



§ Data representativeness unknown in 2002